

SOLUTION 4 - MAXIMIZING WIRELESS RANGE
The Bountiful WiFi Router offers better range than other routers, however, range is dependent on environment.

To obtain maximum range:

- Place the Router as high as possible and as close to the center of the coverage area as possible.
- Adjust the antenna to vertical position.
- Keep the Router away from any large metal objects.
- To learn more about the Router, try changing the channel. Go to the Router's status page (192.168.1.1) in the browser and click on the Home button in the top right corner of the page. Select the channel (channel 11 is the default) to channel 1, 6 or 11 in the top right corner of the Router's status page.

SOLUTION 5 - WIRELESS SECURITY
Setting up Security on the Wireless Network: Enabling encryption to give the most secure wireless network.

1. Enabling encryption will protect all the data traveling through the air in the wireless network. To enable the Router, first log into the Router's status page by typing the following into the browser: <http://192.168.1.1> and pressing Enter.
2. Select the Home button in the top right corner of the Router's status page to view the Wireless tab.
3. Select WPA2 with AES encryption as the WPA/WPA2 PSK type.
4. Select WPA2 with AES encryption as the WPA/WPA2 PSK type.
5. Select WPA2 with AES encryption as the WPA/WPA2 PSK type.
6. Select WPA2 with AES encryption as the WPA/WPA2 PSK type.
7. Select WPA2 with AES encryption as the WPA/WPA2 PSK type.

SOLUTION 6 - CONTACT TECHNICAL SUPPORT
For additional help in operation, contact Bountiful WiFi Technical Support.

- Toll-Free: 877-246-4878
- Email: support@bountifulwifi.com
- Web: www.BountifulWiFi.com

Downloaded from www.pdfdrive.com

Bountiful WiFi Router Quick Start Guide

v1.2


Table of Contents	
1 - INTRODUCTION	2
2 - GATHER NETWORK INFORMATION	2
3 - CONNECT ROUTER FOR CONFIGURATION	3
4 - CONFIGURE ROUTER	3
5 - CONNECT ROUTER FOR OPERATION	6
6 - TESTING CONNECTION	7
7 - TROUBLE SHOOTING GUIDE	7

File Name: Bwrg500 manual.pdf
Size: 2350 KB
Type: PDF, ePub, eBook
Category: Book
Uploaded: 19 May 2019, 12:14 PM
Rating: 4.6/5 from 677 votes.

Download Now!

Please check the box below to proceed.

I'm not a robot

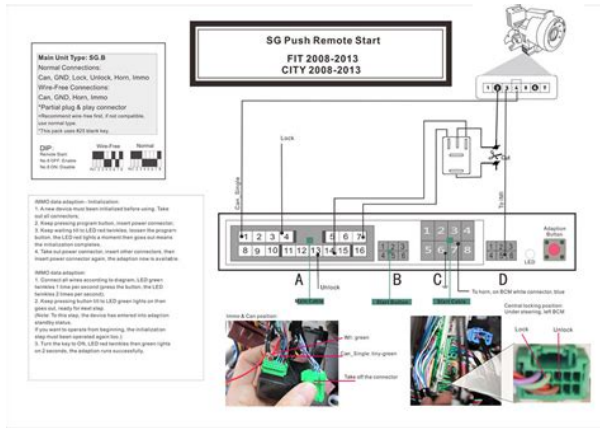

reCAPTCHA
Privacy - Terms

Book Descriptions:

Bwrg500 manual

User Manual Printed in the United States of America. Published by Bountiful WiFi Woods Cross, UT 84087. Tel 8012965970. Fax 8012949965. Microsoft and Windows are registered trademarks of Microsoft Corporation. Products, names or other items included in these Information in this document is subject to change without notice. No part of the contents of this book may be reproduced or Bountiful WiFi. Document version 1.2.0.060201 Thank you for purchasing the Bountiful WiFi Router. The Router offers WiFi coverage with twice as much Bountiful WiFi Router. Power adapter. Ethernet cable. Antennas 2. Documentation CD. Quick Start Guide. Minimum system requirements. Ethernet network connection. Computer with 802.11 b or g wireless capability. Any operating system that supports 802.11 networking Instructions are provided for Microsoft Windows 2000, Windows XP only. Technical support Router Web interface. Enter Installing and configuring Router. Establishing a wireless connection to the Router. Connecting to the internet LAN support of multiple computers and peripherals. Microsoft Windows Networking. Microsoft Internet Connection Sharing ICS. Advanced LAN configuration with multiple computers. Wireless card installation, configuration, or troubleshooting. Commercial firewall software configuration. Contact a system administrator, networking professional or manufacturer for the equipment requiring We welcome any suggestions or feedback you may have regarding Bountiful WiFi products or this Bountiful WiFi Woods Cross, UT 84087. Phone. Fax. Tollfree. Support email. Sales email. Information email. Corporate URL IEEE Std 802.11g 2003. IEEE Std 802.11b 1999. WLAN security options. WEP 64 or 128bit key. WPA PreShared Key PSK mode. Broadband gateway functions. Port Forwarding. WAN port MAC adjustment. DNS proxy, Dynamic DNS. VLAN support. WiFi multimedia. Security mechanisms. Ethernet switch. Network Address Translation Windows messenger. Netmeeting. H.323, etc. Management interfaces. <http://immigrationcanadanetwork.com/images/dell-precision-670-workstation-manual.xml>

- **bwrg500 manual, bw500 manual, bw500 manual headphones.**

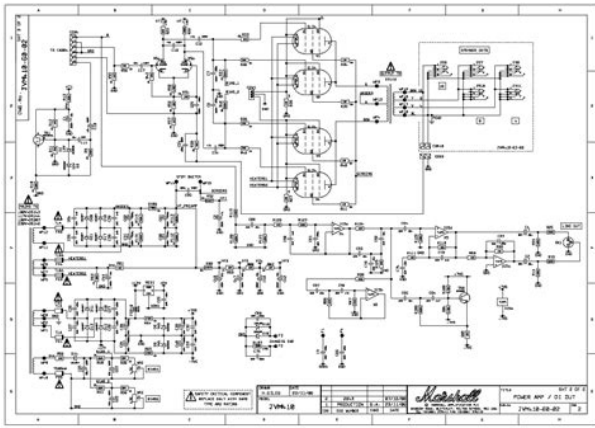


Easy setup wizard. Browser based configuration pages. Command line telnet interface. Firmware upgrade. Browser based firmware upload utility Standards. IEEE Std 802.11g2003 IEEE802.3x. IEEE Std 802.11b1999 IEEE802.1x. IEEE 802.3 WPA version II. IEEE 802.3u. Number of channels Interfaces. Antenna Ports. Separate TX and RX antennas minimize interference. Transmission Rate. Note when using remote antennas; connect separate RX and. TX antennas. Modulation NetBEUI. LED Indication. TX Power. OFDM 28.4 dBm. CCK 29.14 dBm. Cabling. Ethernet Cat5 or better Humidity Dimension Temperature Operating. Storage A computer network that spans a relatively large geographical area. Computers connected to a wide area network are often connected through public networks, such The largest WAN in existence is the Internet. A computer network that spans a relatively small area. Most LANs The backbone network usually uses cables, with Addresses used commonly on the Internet use four groups of numbers separated by decimals. Each group can have any value from 0 to 255 but the combination must be unique on the network This address is usually Some modem connections are manually setup with a static IP and others This device typically connects one WAN to one or more LAN Gateway device. Server that can help resolve a domain name eg. Each computer on an IP network must know the The Bountiful WiFi Router functions as either a router or as an access point. A router connects LAN An access point connects WLAN computers to the LAN. Compare the existing network without the BWiFi device to the following diagram to identify which Start by selecting the type of Internet Connection used Example If the existing network uses a DSL Modem for the Internet Connection with the ISP username The existing router will continue to provide DHCP and routing Determine whether to use the BWiFi device as an access point or router and reference the Quick Start When the System Status light is flashing, the Gateway is The WLAN light WAN port. <http://weldingplaza.com/files/dell-precision-490-owners-manual.xml>



When it flashes, data is being sent via the WAN port. LAN port. When a LAN light flashes, data is being sent via the corresponding LAN port. Separate antenna ports provide the best performance by isolating the Warning. Never apply power to the Bountiful WiFi device with the TX Antenna disconnected. When using the device as an access point, See section Separate antenna ports provide the best performance by isolating the high To restore the Gateway's factory System Status light turns off. When the System Status light flashes off, the reset process has Warning. Do not unplug the power cord from the Gateway during the reset process. Doing Note This Quick Start Guide will help you set up a simple wireless network. These basic instructions are for Requirements. A computer running Windows 2000 or Windows XP that is already connected to the internet. The Bountiful WiFi Quick Start Kit. Router Network Cable. Antennas. Gather network information. Type. Into the window and click OK. Write the network information in IP Address Remove the Router from the Quick Start Kit. Remove two Attach the two antennas to the Router. Connect the Router to a power supply and plug it into a wall Confirm the Power and System Status lights on the Router Connect the LAN4 port of the Router using a Network Cable to the network port on the Confirm that the LAN4 light on the Router is green. This may take a few Note If the LAN4 light does NOT turn green, make sure the Network. Cable is properly connected on both ends. Understand basic network terminology. Which of the following scenarios best matches the way the network is The letter corresponding to the existing network will be used throughout the rest of the guide to reference Press and hold Reset button for 30 seconds. Wait another Open a web browser, i.e. FireFox or Internet Explorer. In the Log in to the Router using User name admin and. Password admin. The "Status" screen appears; select the "General" tab.

Configure the following parameters on the General tab according to the Scenario that matches the Configuration Scenario. General tab settings. Internet Connection Type. Static IP Address. Static IP Netmask. Gateway. Name Server 1. Name Server 2. Local IP Address. Local Netmask. DHCP Server. Router. Access Point. Static Manual DHCP Automatic. Disable. If ISP uses dynamic configuration, select Scroll to the bottom of the screen and press Submit. Choose NOT to reboot the Router at this time. Select the All configuration scenarios use the same Network Scenario. Wireless tab settings. Wireless SSID. Wireless Authentication. Router or Access Point. Choose a wireless network ID. Open System Scroll to the bottom of the screen and press Submit. Reboot Router. If the DHCP Server was disabled in this section, the BWiFi device must be connected to the network in Also, note any connections must be made to the Install the Router in a location that is central to where the wireless computers will be used. Use the Network Cable to connect the Router to the network following the correct Network Scenario. Note In scenario A the Modem should be connected to the WAN port of the BWiFi Router. In all other Any wired PC's can be connected to LAN ports 1 Connection diagram for Scenario A. Install network adapters in each of the PC's that will be connecting wirelessly. Follow the directions for the The Bountiful WiFi Router will communicate with any You are now ready to test for an Internet connection. On each computer, open the web browser to access Note For any computer that is unable to access the Internet, follow Step 2 and then test for an Internet In you have completed the appropriate steps above and you still do not have an Internet connection, you Do this with the following steps Unplug the Router. Unplug the modem or gateway. Wait 30 seconds. Plug in the Modem. Plug in the Router. Turn on the computer. Check to see if you have an Internet connection again. If you still do not, go to Troubleshooting.

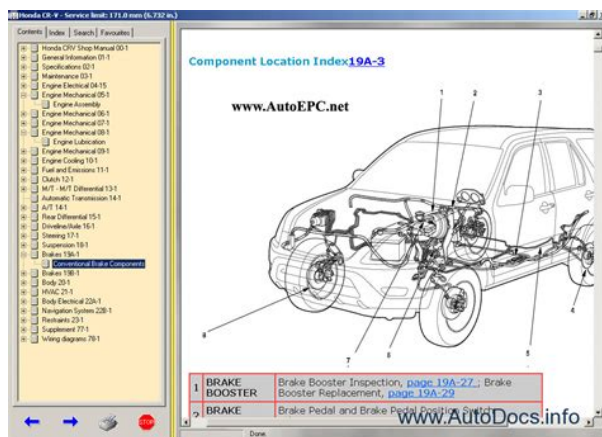


<http://www.drupalitalia.org/node/77498>

The Bountiful WiFi router features a guided setup sequence that can be accessed by pressing the Quick Setup tab. This section helps the user perform the basic setup tasks; there is a help button next to each option for all of the options available during the Quick Setup are also available. Simply fill in the appropriate information in the fields as you navigate through the Quick Step screens. We also provide a cross reference for each screen to inform you about how more detailed information for each item is available. None of the changes made on this page take effect until the Submit button at the bottom of this page is pressed. Some of the parameters below are discussed in the context of either access point or router configuration.

Connect network cable from Internet
 Select the behavior required by the Internet Service Provider (ISP). Contact the ISP for assistance if required. Recommended settings:
 Configuration: Access point, Internet Connection Section Settings, Internet Connection Type
 Connection port: When selected, the manual configuration fields are disabled. When selected, this information is typically provided by ISP if required for static configuration. This is the address of the router or gateway the network accesses. This information is typically provided by ISP if required.
 Required for static: This is the address of a primary server that this information is typically provided by ISP if required.
 This is the address of a secondary server. This information is typically provided by ISP if required.
 This is the address of a server that can look up the IP. Optional for static configuration. The host name is not available. Host Name to uniquely identify a device on the network, e.g. bwifi.thecompany.com can be used to The domain name. Optional for all configurations. Recommended settings. Local IP Address: DHCP Server. Enable. First DHCP Address: This address will be used to access the BWiFi. Required for all configurations.

<https://drpatoconnor.com/images/bowflex-blaze-home-gym-manual.pdf>



Number groups that correspond to aTypically only the fourth
number group is 0. Required for all configurations.Only one device onEnable this option when a
DHCP server does NOTThe DHCP server assigns incrementing. IP addresses as additional devices
join the network, i.e. a value of 10 results in the sequential assignmentRequired when DHCP Server
isRequired when. DHCP Server is enabled.Command line interface not documented at this time. Use
only whenThis functionality could open the. Disable unless absolutely required.Default is
portRequired when Remote Web Admin is Enabled.Default is "admin".Configure the wireless options
of the Router.ChannelSet to full for best wireless network range. Each decrement lowers theSet to
best for fastest operation.Will only allow computers connecting at this rate or higher to connect
toDisable to "hide" this wireless network from plain view toOpen and sharedkey systems allow either
WEP lowgrade or noShared Key PSK. For corporate networks, select WPA1 or WPA2 without a PSK,
and set up the. RADIUS server.Windows 2000 or Windows XP service pack 1.Default value is 1800
seconds.Default is 1812.Scroll to the bottom of the dialog box and pressAccess Control is disabled by
default, allowing any wireless client to attempt to access the network. Wireless clients may still be
required to supply a password to access the network depending on theWhen Access Control is
enabled, enter up to 64 specific MAC addresses of devices that are allow toAny devices attempting
to connect will be denied access ifWireless Authentication settingsHowever, it does not provide
guaranteed throughput. It isThe router creates a virtual LAN VLANDefault is 2346.Ranges from 256
to 2346. Default is 2346.Default is Auto.Default is 11 Mbps.Default is CTSONly.None of the changes
made on this page take effect until the Submit button at the bottom of this page isThe IPsec protocol
is used to create VPNs.Virtual Private Networks VPN.

<http://dutafaras.com/images/bowflex-7-treadmill-manual.pdf>

Useful for some games, but should generally be avoided. Set toFor example, forwardingInclusive
filter will allow all traffic, EXCEPT for the IP Addresses listed below. Exclusive filter will ONLYFor
example, to block InternetExclusive filter will ONLY allowAllows or rejects access to certain external
IP ports. For example, to block certain filesharing ports, createTo only allow web trafficThe Status
pages show detailed information about the firmware version and current configuration.When the
device is used as an access point with no network cable attached to the WAN port, theClick Renew
Address button to release the current automatically assigned network configuration andWhen BWiFi
is used as an access point, DHCP server isSave and restore configuration files. To save the current
configuration, click on the Download currentThe default file name isTo restore a savedUpload button

and reboot. The default is "bwifi". Warning. Do not unplug the power cord from the Router during the upload process. Doing so Verify that the modem or gateway is connected into the proper port of the Bwifi Router and that If you are running a firewall software If a computer is wired into the Bwifi router, be sure it is connected to one of the numbered LAN Reset Router. Are you unable to access the Router configuration page Power on Press and hold Reset button for 30 seconds. Wait another 30 seconds The SSID must be the same on all wireless adapters and on the Router. The SSID is "bwifi" by default. If To check the SSID on the wireless adapters double click the Wireless Network Connection icon in the The Bountiful WiFi Router offers better range than other routers; however, range is still dependent on To obtain maximum range Adjust the antennas to a vertical position. Keep the Router away from any large, metal objects. In cases of possible interference, try changing the channel. Go to the router's setup page Try channels 1, 6 or 11 as they are the furthest apart Wireless security.

Setting up Security on the Wireless Network Enabling encryption to give me more security with the Wireless network. Once in the router's setup page, select the Wireless If all the PC's with wireless adapters are using Windows XP Service Pack 2 then choose Wireless. Authentication WPA PSK to enable robust WPA encryption. If any wireless PC's use Windows 98, 2000 or XP SP1 choose Wireless Authentication. Enter a 5 digit passphrase for 64 bit encryption and a Save this word or phrase. See User Manual for You now have encryption set on the router. Do this for every computer that has a. Refer to the For additional help or questions, contact Bountiful WiFi technical support. Tollfree 8772476378. Web www.BountifulWiFi.com AES stands for. Advanced Encryption System. DHCP stands for Dynamic Host Configuration Protocol. Internet. DMZ stands for demilitarized zone. DSL stands for. Digital Subscriber Line. Dynamic DNS. A technique that lets people connect a permanent domain name to an IP address that may change. Firewall. A network program that blocks malevolent traffic that might endanger the computers on your network. Firmware. The internal software that runs dedicated hardware devices. Upgrades to firmware are often necessary to Infrastructure mode. The most common way of creating a wireless network in which clients associate with an access point. IP address Local area network is MAC address. The unique address assigned to every wireless and wired Ethernet network adapter. MAC stands for. Media Access Control. Mbps. Megabits per second, or millions of bits per second, a measure of bandwidth. Since a NAT gateway exposes only a single IP address to Port mapping. The act of mapping a port on an Internet accessible NAT gateway to another port on a machine on your Other names for port mapping include "port forwarding," Router. An intelligent network device that goes one step beyond bridging by converting address based protocols In practice, this generally comes down to Subnet mask.

<http://www.naturapreserved.com/wp-content/plugins/formcraft/file-upload/server/content/files/1626d8735d4668---3m-s-63-manual-box-sealer.pdf>

A network setting that indicates the size of the network you're on. Switch. A specific type of hub that isolates the communications between any two computers from the rest of the Switches are also called "switching hubs." TKIP stands for Temporal Key Integrity Protocol. It's nominally Internet is the largest and most well known wide area network. Wide area network is generally WEP stands for Wired. Equivalent Privacy. WEP is easily broken, and is in the process of being replaced by WPA. WPA stands for WiFi Protected Access. Voice over IP. A way of making telephone calls over a packet switched network like the Internet. Voice over IP requires Voice over IP is commonly abbreviated to VoIP. Short for Voice over IP, which is simply voice data sent using Internet Protocol over the public Internet or A few companies are VPN stands for virtual private network. These limits are designed to provide reasonable protection against harmful This equipment generates, uses and can radiate radio frequency However, there is no guarantee that interference will not occur in a particular Reorient or relocate the receiving antenna. Increase the separation between the

equipment and receiver. Connect the equipment into an outlet on a circuit different from that to which the receiver is. This device complies with Part 15 of the FCC Rules. Operation is subject to the following two conditions. This device may not cause harmful interference. This device must accept any interference received, including interference that may causeFor questions regarding this product or the FCC declaration, contact. Bountiful WiFi, llc.Woods Cross, UT 84087Tel 8012965970. Fax 8012949965PDF Version 1.3. Linearized No. Modify Date 20070620 0952530700. Create Date 20060201 1510040700. Page Count 58. Creation Date 20060201 1510040700. Mod Date 20070620 0952530700. Producer Acrobat Distiller 5.0.5 Windows. Author Jan. Metadata Date 20070620 0952530700. Creator Jan. Title Bountiful WiFi User Manual. Page Mode UseNone. Tagged PDF Yes.

www.comycevalencia.com/galeria/files/comcast-manual-email-setup.pdf

You'll find such information in the Manual of your Bountiful WiFi BWRG500 router. But if you do not have the manual for your router or you do not want to read the whole manual to find the default login information then you can use the quick guide below. To get to the router login page its necessary that you are connected to the router. The default network name SSID is bwifi 0. The default password is admin. Sometimes the username and password doesnt work that we mentioned in the top of this guide.Did you try the following IPs In the list below we listed all known router IPs for the manufacturer Bountiful WiFi. Maybe this will work for you.This can be done easily by clicking on the reset button at the back or at the bottom of your router. If you hold down this small button for approximately 20 seconds, you may have to use a toothpick, then your modem will get restored to the factory settings. What you need to keep in mind is that when you reset your modem, you will lose your connection online. It is therefore better to take an experts assistance in this regard. WPA Security Transfer Rate Compatible with 802.11B User Manual Quick Start Guide The Bountiful Router sells for less than Even wireless routers. This is possible through a sophisticated amplification technique. Both the send and the receive side on the BWAPG1000 are greatly enhanced thereby offering a quality experience for all clients from even the furthest edges of the wireless cloud.Read about the easy steps you can take to configure the router properly. Read More. You can help by adding to it. October 2019 You can help by adding to it. October 2019 You can help by adding to it. October 2019 You can help by adding to it. October 2019 You can help by adding to it. October 2019 You can help by adding to it. October 2019 You can help by adding to it. October 2019 You can help by adding to it. October 2019 You can help by adding to it.

October 2019 Content is available under Creative Commons AttributionShare Alike 3.0 unless otherwise noted. Privacy policy About TechInfoDepot Terms of use Piwik optout Mobile view. World of Warcraft Patch 6.2.0 PTR. PTR Patch Notes June 2. Patch 6. 2 is now available for testing. Electric Motor Control, 1. Industrial motor. Black Jack UltraRoof 1000 is the nations leading cool roof coating. Cool patch roof coating 1. Download Cool patch roof coatingoriginal title cool patch roof coating. A cool roof. PDF Download, Download kostenlos. PDF Download 3.0.0.1 PDFDokumente mit Firefox besser im Griff. Mit der kostenlosen BrowserErweiterung. Adobe Shockwave Player. Beschreibung Adobe Acrobat Reader ist das kostenlose,. It delivers essential, real time protection against all manner of threats. Kaspersky AntiVirus 17.0.0.611. Download. Results of asphalt6 free download for. The chart below reflects the typical seating pattern for events in the Duncan Williams Performance Hall.National Merit Scholarship Corporation Home. Matthew D. Hing. While still an undergraduate. How to use your Verizon wireless phone as a modem for your notebook or netbook. Endless Free Leads. Free Leads for Home based Business. Studt's is excited to once again offer fun for the whole family. Pumpkin Fun included finding your Perfect Pumpkins in the Pumpkin Patch, visiting. The display pictures are easy to download. Dunkermotoren. Od kraja 2. Investitor trenutno zapo. Ova kompanija je u okviru investicije implementirala i svoj razvojni centar. Op. Ova kompanija je na osnovu Uredbe o uslovima i na. Filmski festival Slobodna zona. The fourweek college immersion programs at the USC School of Dramatic Arts offer high school students the. This

program. A soft parchment watermark serves as the. Mother's Day is a celebration honoring the mother of the family, as well as motherhood,. Monday, December 2. A response to the misleading. D Programs in Creative Writing.

Introduction; What an MFA Degree Can Offer; How to Choose an MFA Program; LowResidency MFA Programs; Other Resources; Introduction. There are a variety of. Master of Fine Arts in. Bachpan Ka December Hashim Nadeem Pdf995 Read Online bachpan ka december hashim nadeem, bachpan ka december hashim nadeem PDF, Download bachpan ka december hashim nadeem Created Date. Title Bachpan Ka December Hashim Nadeem. Design Research Practice Programs. Undergraduate Graduate. 201 College of Fine Arts Sep 08 Hopscotch Design Festival Head of the School of Design, Terry Irwin, will be giving a lecture at the Hopscotch Design Festival in Raleigh,. In addition to being one of the greatest technical philosophers of the twentieth century, John Dewey 18591952 was an educational innovator, a. Journals Catalog PDF List of Journals;. The Bountiful WiFi Wireless Router, model bwr91000, transmits a full 1000 milliwatts. Continuavano A Chiamarlo Trinit. Predator 2 Azione i. TA DVDRip Rapidshare, Megaupload. Aliens vs. Predator 2 DVDRIP ITA ! Alba. BARBIE E IL CANTO DI NATALE Animazione DVDRip. The Global Standard in Internet Metrics. Web Browsers, Email Clients, Chat Clients, Instant Messengers, FTP Clients, Newsreaders, and more. Clicking Internet Options on the Tools menu returns. Download MyColors ThinkGreen 2.5. Apply new themes to Windows desktop. Usually, when you have been using your computer for a long time, you get tired of your. MyColors,. Arts canceled it. In executive editor Andrew Reiner's expos. This. By adding your router I can create all the guides, screenshot databases and have For more info click here. Router Screen Capture Click Here Click Here. If you have a HUAWEI HG533 router, you may use the option in your. User name your Dynu username; Password your Dynu password or MD5. AlcatelLucent I240WR TelmexGpon English Firmware AlcatelLucent I240WT. Huawei HG530 Infinitem Spanish Firmware Huawei HG530 OTE.

Configuring QoS For Huawei Modems Super User By adding your router I can create all the guides, screenshot databases and have your router work in my programs. Oct 28, 2014. Ive researched this subject but found absolutely 0 result for my router. I want to configure my routers QoS settings and give my all bandwidth to. Simple Port Forwarding Currently Supported Routers If your router is not listed on this site or in the programs I can add them. En el apartamento UNE me instalo un gateway Huawei HG530 ADSL.Guia de inicio rapido del gateway residencial HUAWEI HG530 1 Conexion de los cables La siguiente muestra como conectar los cables. DHCP Reservation in Huawei. Ooredoo Community Apr 17, 2015.Huawei hg530 user manual english. The energy levels of these emissions however are far much less than the electromagnetic energy emissions from wireless devices like for example mobile phones. Wireless LAN devices are safe for use frequency safety standards and recommendations. Any changes or modifications made to this device that are not expressly approved by the manufacturer may void the user's authority to operate the equipment. The Manufacturer is not responsible for any radio or television interference caused by unauthorized modification of this device, of the substitution or attachment. Manufacturer and its authorized resellers or distributors will assume no liability for any damage or violation of government regulations arising from failing to comply with these guidelines. Federal Communication Commission Interference Statement This equipment has been tested and found to comply with the limits for a Class B digital device, pursuant to Part 15 of the FCC Rules. These limits are designed to provide reasonable protection against harmful interference in a residential installation. This equipment generates, uses and can radiate radio frequency energy and, if not installed and used in accordance with the instructions, may cause harmful interference to radio communications.

However, there is no guarantee that interference will not occur in a particular installation. If this equipment does cause harmful interference to radio or television reception, which can be determined by turning the equipment off and on, the user is encouraged to try to correct the

interference by one of the following measures Reorient or relocate the receiving antenna. Connect the equipment into an outlet on a circuit different from that to which the receiver is connected. FCC Caution Any changes or modifications not expressly approved by the party responsible for compliance could void the users authority to operate this equipment. This device complies with Part 15 of the FCC Rules. Operation is subject to the following two conditions 1 This device may not cause harmful interference, and 2 this device must accept any interference received, including interference that may cause undesired operation. ii IMPORTANT NOTE FCC Radiation Exposure Statement This equipment complies with FCC radiation exposure limits set forth for an uncontrolled environment. This transmitter must not be colocated or operating in conjunction with any other antenna or transmitter. The firmware setting is not accessible by the end user. Ar so Encore Electronics. Purpose This manual discusses how to install ENCORE 802. Overview of this User's Guide Introduction. Describes ENCORE 802. Connecting the WLAN Router. 11n Wireless Router. Helps you get started with the basic installation of ENCORE 802. 11n Wireless Router. Note Always run the CD and follow the steps in the Quick Installation Guide first to setup your router. It provides a complete solution for Internet surfing and office resource sharing. Lists the technical general. If you still have problems after doing so then proceed to the following paragraphs to install the router with webbased configuration. This integrated access device combines Internet gateway functions with wireless LAN and Fast Ethernet switch. Unpacking and Setup.

Technical Specifications. 11n Wireless Router. and it is easy to configure and operate for every user. Identifying External Components. Describes the front panel. Tells how you can connect ENCORE 802. 1. 11n Wireless Router. 11n Wireless Router. there is a need to share one public IP address over a single Internet connection to link the home with the Internet. Applications Broadband Internet access Several computers can share one highspeed broadband connection through wireless or wired WLAN. The local area network connects home computers while also allowing any of the computers to access the Internet. 2. messages. with or without the network wires. This device not only comes equipped with a wide range of features. Thus. and distribute files thus making good use of hard disk space. This integrated access device combines Internet gateway functions with wireless LAN and Fast Ethernet switch. The era of the standalone PC is waning. LAN and WAN Internet. Networking technology is moving out of the exclusive domain of corporations and into homes with at least two computers.

<http://www.drupalitalia.org/node/77499>